



Prenetics™

Enhancing Life Through Science



Q1 2026 Investor Presentation



Clinicians' Choice Hundreds of clinicians shared this with their patients without compensation.

NSF CERTIFIED SPORT



" We have transformed Prenetics into a high-growth consumer health leader. With IM8, we are building a *billion-dollar brand* that enhances lives through science. "

— A NOTE FROM THE CEO

Danny Yeung

Chief Executive Officer & Co-Founder · Prenetics

I·M·8®

PRE Q1 2026 Revenue

\$36M

(\$33.8m from IM8)

IM8 May 2026 ARR

\$186M

(April Monthly Revenue: \$14M)

Cash & Holdings as of May 13

~\$147M

Zero Debt

PRE Q2 2026 Revenue (proj.)

\$46-48M

(\$44 - \$46m from IM8)

Raised PRE FY 2026 Guidance

\$190-210M

(Previous Guidance: \$180-200m)

Share Repurchase Program

\$40M

(Mgmt added an additional \$2.75m)

The I·M·8[®] Story

30M Servings

Delivered in 17 Months

~23x

ARR growth (Dec-24 – Apr-26)

~150,000

Servings Delivered Daily (MTD May)

~64%

Gross Margin (Q1 2026)

~79%

New Customer Subscription Rate
(Q1 2026)

~3x

Estimated LTV/CAC (24-mo period)

The Fastest Growing Supplements Brand Ever Recorded in the Industry

Premium Formulation with
90+ Ingredients

Science Moat with Clinically
Proven Efficacy

Founder-Led with Athlete
Equity Alignment

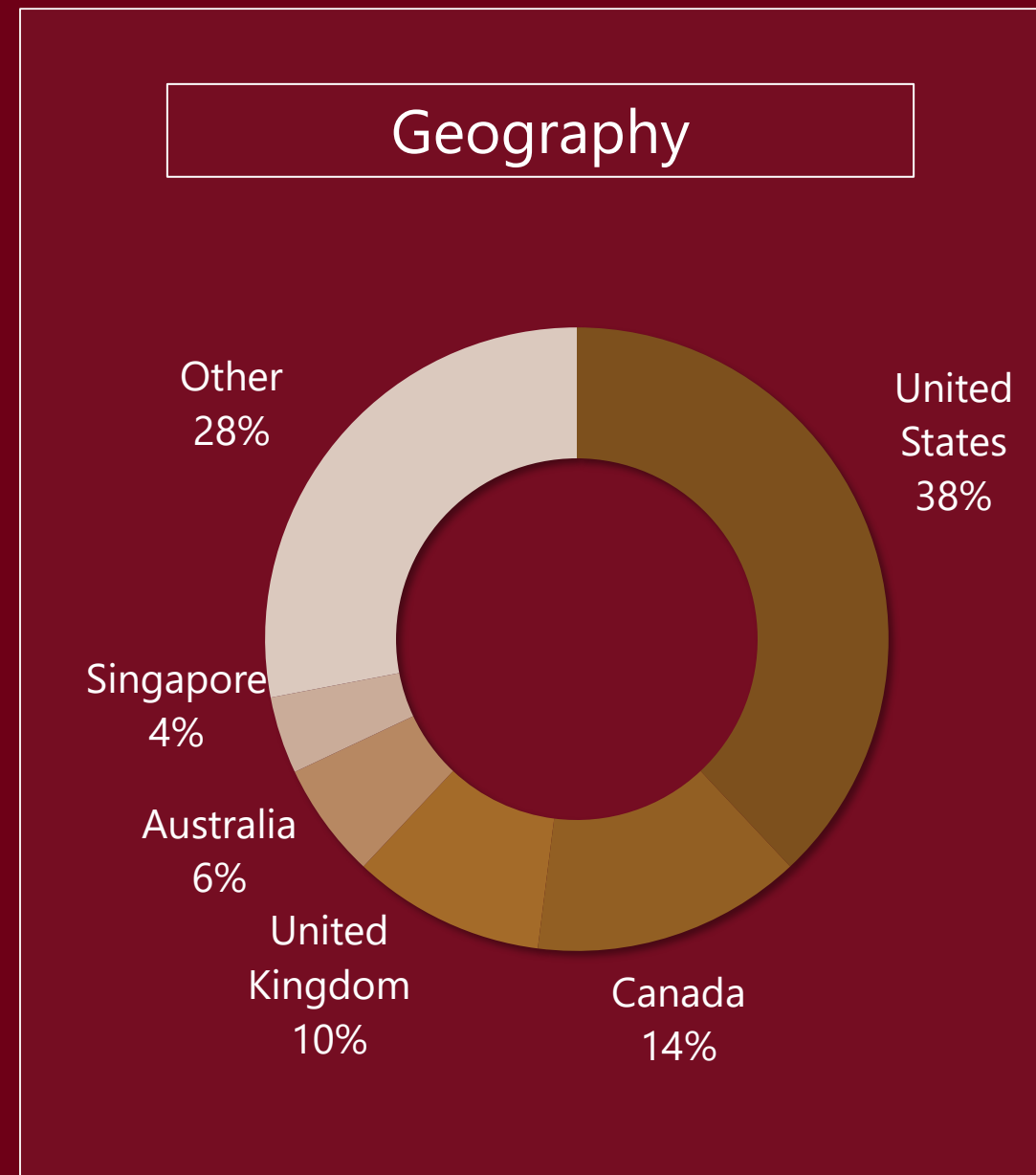
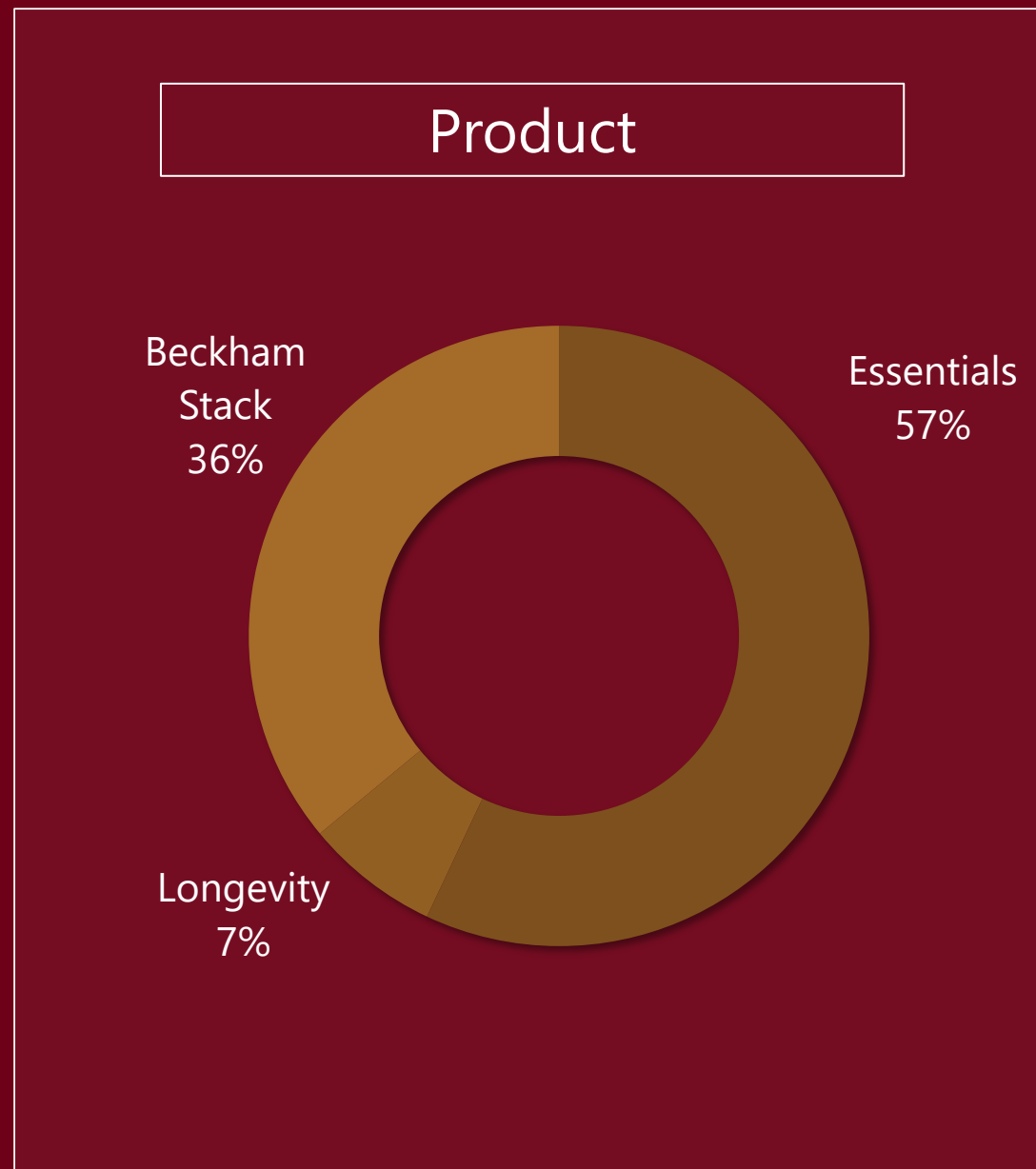
AI-Driven Creative Pipeline
and Marketing Capabilities

Early Traction with Clear
Vision for Future Growth

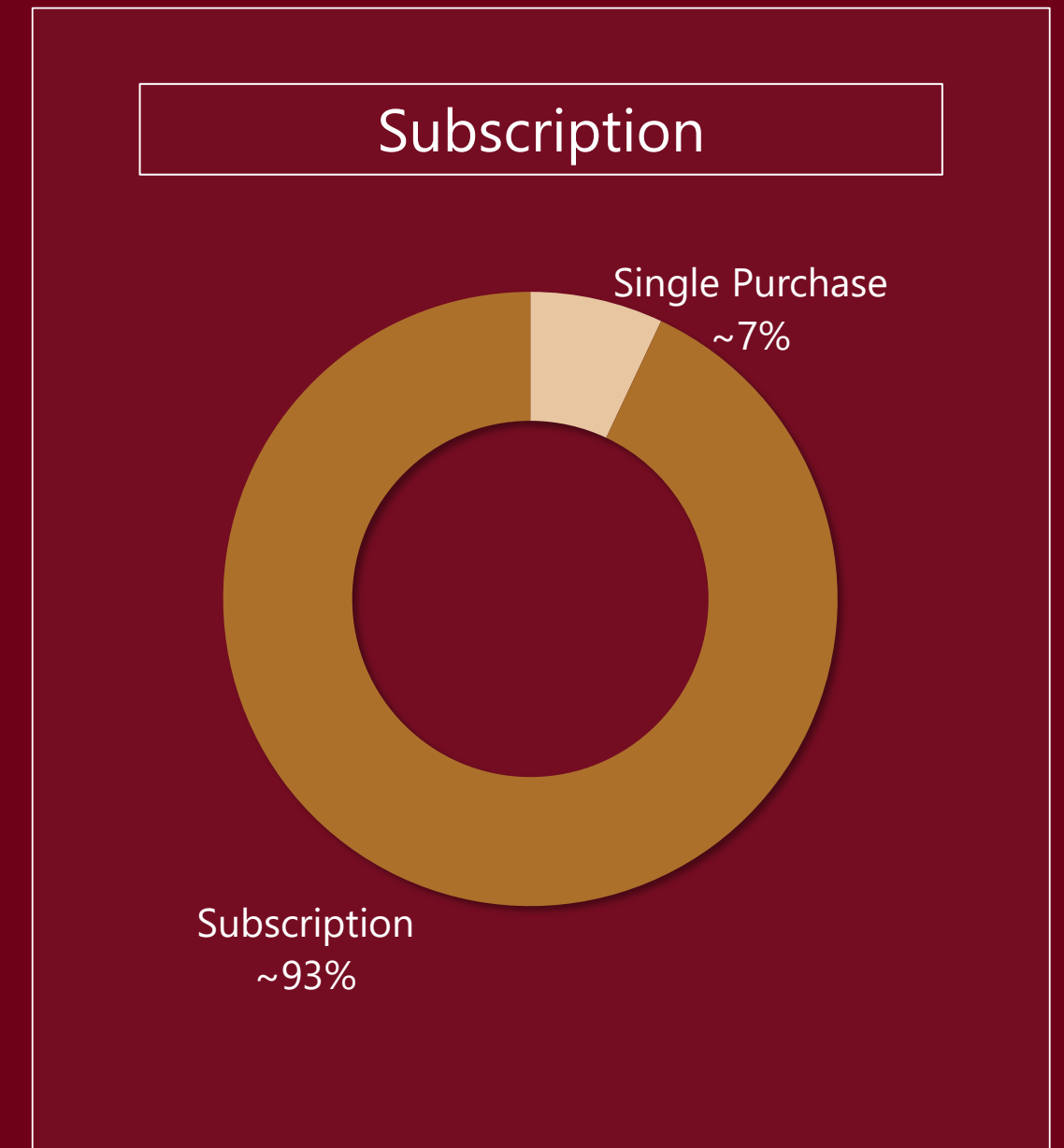


Highly *Recurring* and *Diversified* Global Revenue

IM8 Q1 2026 REVENUE



IM8 shipped to 43 countries



Agenda

Chapter I – The Product

Chapter II – The Marketing Engine

Chapter III – The Financials

Chapter IV – The Cohort Economics

Chapter V – The Vision

Appendix

I·M·8[®]



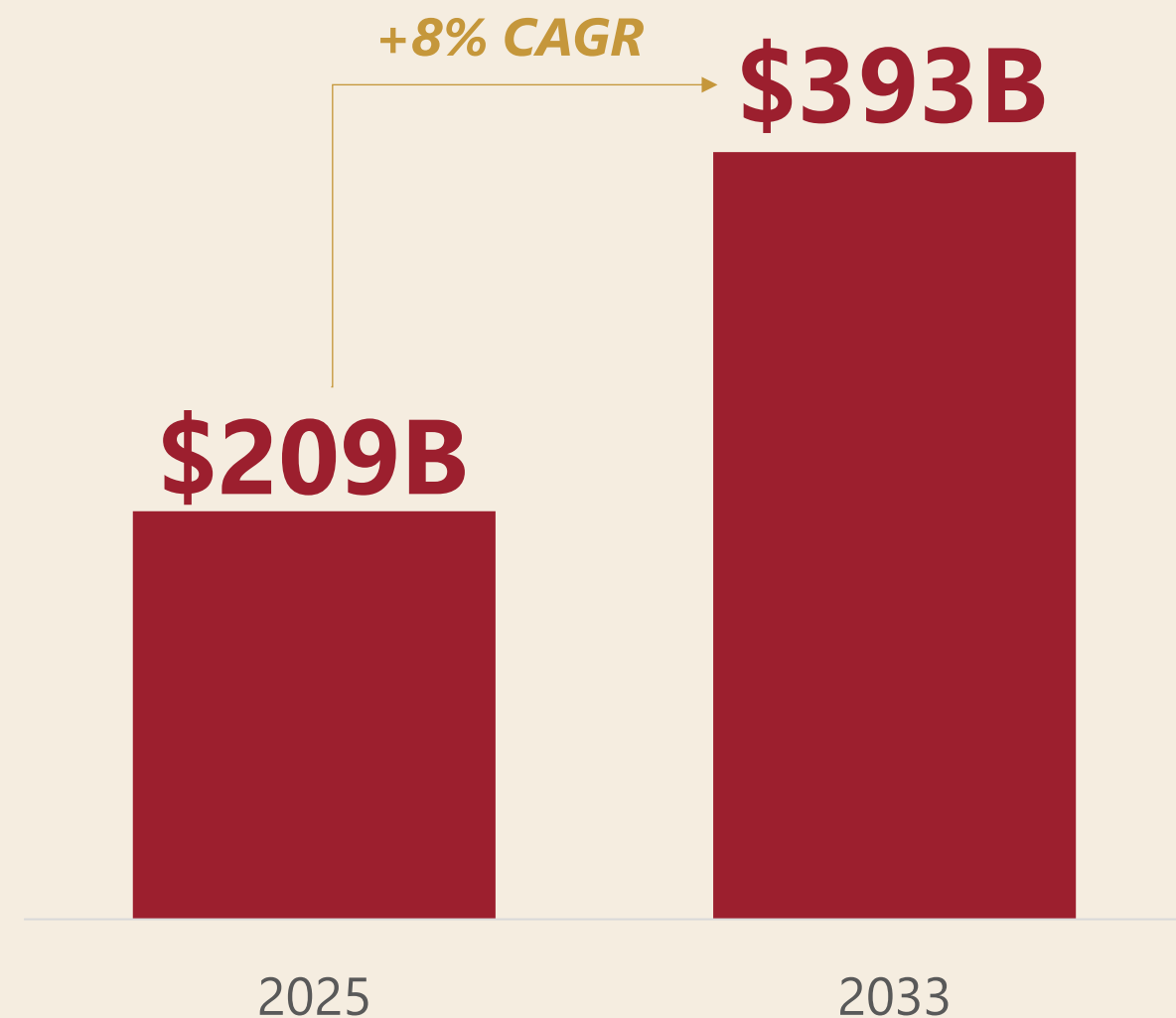
Chapter 1

The *Product*.



Large and Growing Global Dietary Supplements Market Supported by *Attractive Category Tailwinds*

GLOBAL DIETARY SUPPLEMENTS MARKET



GLP-1 adoption is reframing demand toward high-protein, nutrient-dense supplementation

Demand for **healthy aging solutions** is rising, driven by preventive medicine, health tech, and anti-ageing research

Consumers are increasingly embracing a **holistic wellness approach** through the intake of vitamins and nutrients

Rising consumer preference for **clinically substantiated formulations** over commodity supplementation

Our Core SKUs: *Premium and Clinically Validated*

Daily Ultimate Essentials Pro

All-in-one supplement with 90 nutrient-rich ingredients

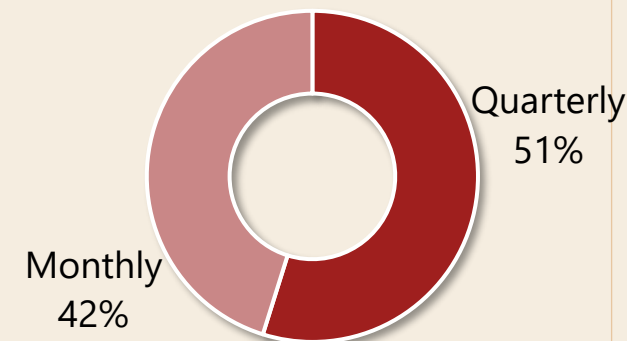


- More Energy
- Improve Digestion
- Better Sleep
- Sharper Focus

Pricing Options

One Time Purchase	\$112
Monthly Subscription	\$89
Quarterly Subscription	\$235

Revenue Mix



Daily Ultimate Longevity

10 clinically proven compounds scientifically formulated to support all 12 hallmarks of aging

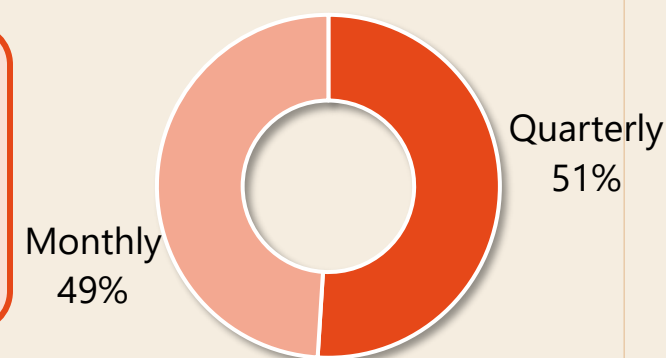


- Slows Aging
- Cellular Renewal
- Metabolic Optimization
- Promote Autophagy

Pricing Options

One Time Purchase	\$149
Monthly Subscription	\$119
Quarterly Subscription	\$312

Revenue Mix



The Beckham Stack

Daily Ultimate Essentials Pro + Daily Ultimate Longevity

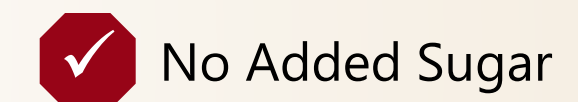
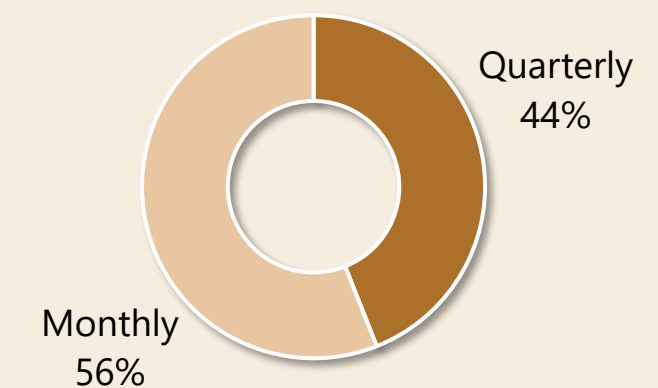


- More Energy
- Improve Digestion
- Slows Aging
- Cellular Renewal

Pricing Options

One Time Purchase	\$261
Monthly Subscription	\$208
Quarterly Subscription	\$548

Revenue Mix



Note: As of April 2026 management account. Monthly includes monthly subscription and one time purchase.

Differentiated Customer Value Proposition

Complete Nutrition · One Product · Replacing 16 Supplements · Incredible Value · Great Taste · Convenience



Complete Nutrition in One Product

- Multivitamins, Minerals & Antioxidants \$35
- Superfoods, Greens & Fruits \$50
- Immunity \$20
- Electrolytes \$40
- Adaptogens & Super Mushrooms \$30
- Prebiotics, Probiotics & Postbiotics \$40
- CoQ10 (Heart Vitality) \$30
- MSM (Joint & Muscle Vitality) \$25
- Essential Amino Acids \$20

Your Daily Supplements Costs \$290

New Advanced IM8 Daily Ultimate Essentials \$89

I·M·8®

Purchase Options

Monthly Subscription

Quarterly Subscription

One-Time Purchase

Semi-Annual / Annual
Subscription (To Come)



Comprehensive by Design, Accessible by Price

- Nicotinamide Mononucleotide (NMN) (300mg) \$55
- Pyrroloquinoline Quinone (PQQ) (10mg) \$15
- Glycine (3g) \$10
- Taurine (2g) \$10
- Trans-Resveratrol (250mg) \$25
- Quercetin (250mg) \$20
- Fisetin (100mg) \$30
- Dihydroberberine (100mg) \$18
- Astaxanthin (6mg) \$25
- Spermidine (3mg) \$45

Your Longevity Supplements Costs \$253

New Advanced IM8 Daily Ultimate Longevity \$119

The Science *Delivers*

RCT-Grade clinical evidence is rare in supplements, and is the most defensible moat we can build

IM8 Daily Ultimate Essentials Clinical Study · San Francisco Research Institute · 2025

More Energy

95%

of participants felt a noticeable
boost in daily energy

A Healthier Gut

85%

of participants experienced
better digestion and less bloating

Sleep Better

80%

of participants reported
getting better sleep

Perform Sharper

75%

of participants noticed sharper
focus and improved mental clarity

I·M·8[®] is committed to RCT-grade clinical validation, with the next trial launching in Q2 '26 and more to follow

Ongoing Clinical Validation: Two RCT-Grade Trials Underway in 2026

300 participants across two randomized, double-blind, placebo-controlled studies — extending IM8's clinical evidence base across gut health and longevity

CLINICAL TRIAL 1

IM8 Gut Health Study

Randomized, double-blind, placebo-controlled (3-arm)

8 weeks

N = 120

40 per arm

3 arms

STUDY ARMS

Placebo · Single Essentials Dose · Double Essentials Dose

VALIDATED INSTRUMENTS

GSRS · Bristol Stool Scale · WHO-5 · Custom Likert PROs

KEY ENDPOINTS

- Digestive symptom severity (GSRS) at Weeks 0, 4, 8
- Bowel regularity & form (Bristol Stool Scale, weekly)
- Gut microbiome diversity & composition (stool metagenomics)
- General wellbeing and energy (WHO-5)
- Marketing-grade subjective benefit ratings (bloating, gas, regularity, energy, sleep, mood)

CLINICAL TRIAL 2

IM8 Daily Ultimate Longevity Study

Randomized, double-blind, placebo-controlled (4-arm, incl. Beckham Stack)

90 days

N = 180

45 per arm

4 arms

STUDY ARMS

Placebo · Longevity Single · Longevity Double · Beckham Stack

VALIDATED INSTRUMENTS

SF-36 · WHO-5 · Custom Likert PROs

KEY ENDPOINTS

- Metabolic biomarkers: fasting glucose, HbA1c, lipid panel, HOMA-IR
- Systemic inflammation (hs-CRP)
- Functional health & quality of life (SF-36; WHO-5)
- Subjective energy, sleep, cognitive clarity, recovery (custom Likert)
- Beckham Stack arm: combined Longevity + Essentials gut & wellbeing outcomes

Nine Experts. *Six Disciplines*

Oncology, microbiome, sports medicine, regenerative medicine, cardiovascular research, and space biology



Dr. Dawn Mussallem

*Chief Medical Officer at Fountain
Life / Founder of Mayo Clinic
Integrative Breast Oncology Center*



Dr. James L. Green

*Former Chief Scientist of
NASA*




Prof. Suzanne Devkota

*Director of Cedars-Sinai Human
Microbiome Research Institute*



Dr. James DiNicolantonio

*Cardiovascular Research Scientist
and Doctor of Pharmacy*



Dr. Pamela Mehta

*Board Certified Orthopedic Surgeon,
Regenerative Medicine Expert*



Dr. Amy Shah

*Double-Board Certified
Physician & Host of Podcast
"Save Yourself"*



Dr. Ara Suppiah

*Performance Strategist, Sports
Physician, Creator of Functional
Sports Medicine*



Dr. Darshan Shah

*Board Certified Surgeon &
Physician, CEO and Founder of
Next Health*



Simon Hill

*Nutritionist, Physiologist, and
Podcaster*

Backed by World-Class Athlete *Equity Partners*

Co-founded
with the
world's most
iconic athlete



*David Beckham
Co-Founder, IM8*



FOOTBALL LEGEND & GLOBAL ICON
David Beckham

Beckham has always had access to the best medical, nutrition, and fitness experts in the world – *he chose to partner with IM8*



WORLD NO. 1 TENNIS
Aryna Sabalenka



NBA · 2 × MVP
Giannis Antetokounmpo



FORMULA 1 DRIVER
Ollie Bearman

*Aligned through
Equity
Their incentives
compound with ours
over years, not
campaigns*

A Differentiated Premium Brand Disrupting the Global Wellness Market

	I·M·8[®]	AG1[®]	Bloom	Huel[®]	grüns
	<i>Comprehensive, All-In-One System Replacing 16 Other Supplements</i>	<i>Daily Base Layer</i>	<i>Relieving Bloat and Supporting Digestion</i>	<i>All-In-One Daily Nutrition</i>	<i>Daily Nutrition Support</i>
Gut Health 4-Tier System¹	✓	✗	✗	✗	✗
Cellular Energy & Heart Health	✓	~	✗	✗	~
Hydration & Electrolytes	✓	~	~	~	✗
Joint & Muscle Health	✓	✗	✗	✗	✗
Stevia-Free Taste Mix	✓	✗	✗	✗	✓
Third Party Tested	✓	✓	✓	✓	✓
Clinical Studies	✓	✓	✗	✓	✓
RCT-Grade Clinical Trials	✓	✗	✗	✗	✗
NSF Certified for Sport	✓	✓	✗	✗	✗
International Presence	✓	✓	✗	✓	✗
Status	NASDAQ: PRE	Private	Private	Acquired: \$1.2B	Acquired: \$1.2B

16,000+ *Five-Star Reviews*

16,000+
5-STAR REVIEWS

1,000+
ON TRUSTPILOT

★ ★ ★ ★ ★
TRUSTPILOT · 5-STARs

Consistent, Positive Customer Feedback at Scale

★ ★ ★ ★ ★

"**This product has been life-changing for me.** Better gut health, better sleep. The strongest and most effective product I have ever used and the only one I've stuck with. Huge proponent."

MARTIN RINGSTAFF · US

★ ★ ★ ★ ★

"I'm extremely satisfied with IM8. **I take the Beckham Stack and it has replaced all of my supplements and even coffee!** One very tasty drink each morning and I'm ready to go."

MILTON · US

★ ★ ★ ★ ★

"I sleep better, feel better overall. **My energy is higher than it's been in a long time.** I can really see the difference. The taste is also excellent."

OLIVIER GAUCHER · FRANCE

★ ★ ★ ★ ★

"I have osteoarthritis and hadn't been active for years. Within weeks of starting Essentials, I had more energy, slept more soundly, digestion improved. **I began walking 3–5 miles most days, which I hadn't done in a decade.** My doctors like my lab results."

ANTHONY MATTIA · HONG KONG

★ ★ ★ ★ ★

"I've been on the Beckham Stack for a year. **My health markers through regular blood tests have dramatically increased** and my overall wellbeing has improved. Customer support is second to none."

GAETAN VAN ACHTE · GB

★ ★ ★ ★ ★

"I love the taste and it mixes with water very well. I feel good after taking it in the AM. Better digestion and **being a tennis player it has helped with my chronic pain.**"

KP · US

★ ★ ★ ★ ★

"I've been using Ultimate Stack for about a year and have been loving it. **Tastes super good and lets me get my daily supplements in with a quick drink** versus a bunch of pills. Customer service is amazing."

MARTIN RINGSTAFF · US

★ ★ ★ ★ ★

"**Is it expensive... yes. Is it worth it... YES.** I've been using IM8 for well over a year — don't even want to know where I would be if I didn't use it everyday!"

CUSTOMER · US

Three New Products. *By Q4 2026.*

Extend the I·M·8® brand into adjacent, high-velocity wellness categories

On Court / Off Court

I·M·8® Hydration Pro

Competitive Landscape



Global Hydration Industry

\$37B Market

+8% Growth

Strength × Cognition

I·M·8® Creatine

Competitive Landscape



Global Creatine Industry

\$1.3B Market

+26% Growth

Daily Nutrition for Children

I·M·8® Kids Gummies

Competitive Landscape



Global Kids Supplements Industry

\$3.6B Market

+8% Growth

Source: Grand View Research (U.S. Dietary Supplements Market (2026 – 2033) Report)

Note: Size represents 2025 global market size for Creatine and Kids; 2024 global market size for Hydration

Growth represents 2025 – 2033 global market size CAGR for Creatine and Kids; 2024 – 2033 global market size CAGR for Hydration

Chapter II

The *Marketing* *Engine.*



Brand Equity and a World Class AI-Driven Marketing Engine Fuel Customer Acquisition

Brand Marketing: Earned, Not Bought



Aryna Sabalenka x I·M·8®

233M

Views on a single Instagram reel

+

Targeted and Personalized Advertising

PERSONA 01

GLP-1 Users

IM8HEALTH.COM/GLP1

PERSONA 02

Gut Health

IM8HEALTH.COM/GUT

PERSONA 03

Energy & Focus

IM8HEALTH.COM/ENERGY

PERSONA 04

Healthy Aging

IM8HEALTH.COM/LONGEVITY

AI-Powered Personalization, At Scale

AI-powered performance marketing engine converts brand equity into customer acquisition at scale

A Roster *No Challenger Brand* Can Match

Hundreds of ambassadors running paid ads from their own handles, reaching 100M+ combined followers across categories



Brand Activation: Turning Ambassadors Into Advocates and Customers into Community

I·M·8® Shows Up in Person and Creates a Sense of Community



MIAMI
Recovery + training pop-up



CALIFORNIA
Athlete fireside & tasting



GLOBAL
IM8 health Strava club

MAY
3
SUN
IM8 x Wellness Wonderland
10AM
4344 N Bay Rd Miami Beach FL

MAY
16
SAT
Soul x Science. A Health & Wellbeing Day.
4PM
41 Portland Place, London UK

Four Flagship Moments put I·M·8® in Front of World's Health-Conscious Audience



WIMBLEDON · LONDON
Center court hospitality



AUSTRALIA OPEN · MELBOURNE
Sabalenka × IM8 fireside



NEW YORK · FOUNDER SERIES
Beckham fireside & press



CHAMPIONS MILE · MELBOURNE
IM8-branded race

35+

Activations · FY25 to Date

12

Cities

40K+


Trial Samples Served

50M+ Impressions

Earned PR & Social

Marketing Channel Diversification: Reducing Platform Risk and Unlocking New Audiences

Strategically expanding beyond traditional platforms for sustainable growth and improved CAC efficiency



Deploying the proven Meta engine across new channels unlocks outsized brand exposure and growth

AI is *Embedded* Throughout the Entire *Purchase Journey*

Customer Acquisition Funnel x I·M·8[®] AI-Led Creative Marketing Engine

Awareness

AI-creative pipeline generates 1.7K+ live Meta ads (+34x vs. launch)
Integrated influencer marketing strategy with algorithmic targeting

Interest & Consideration

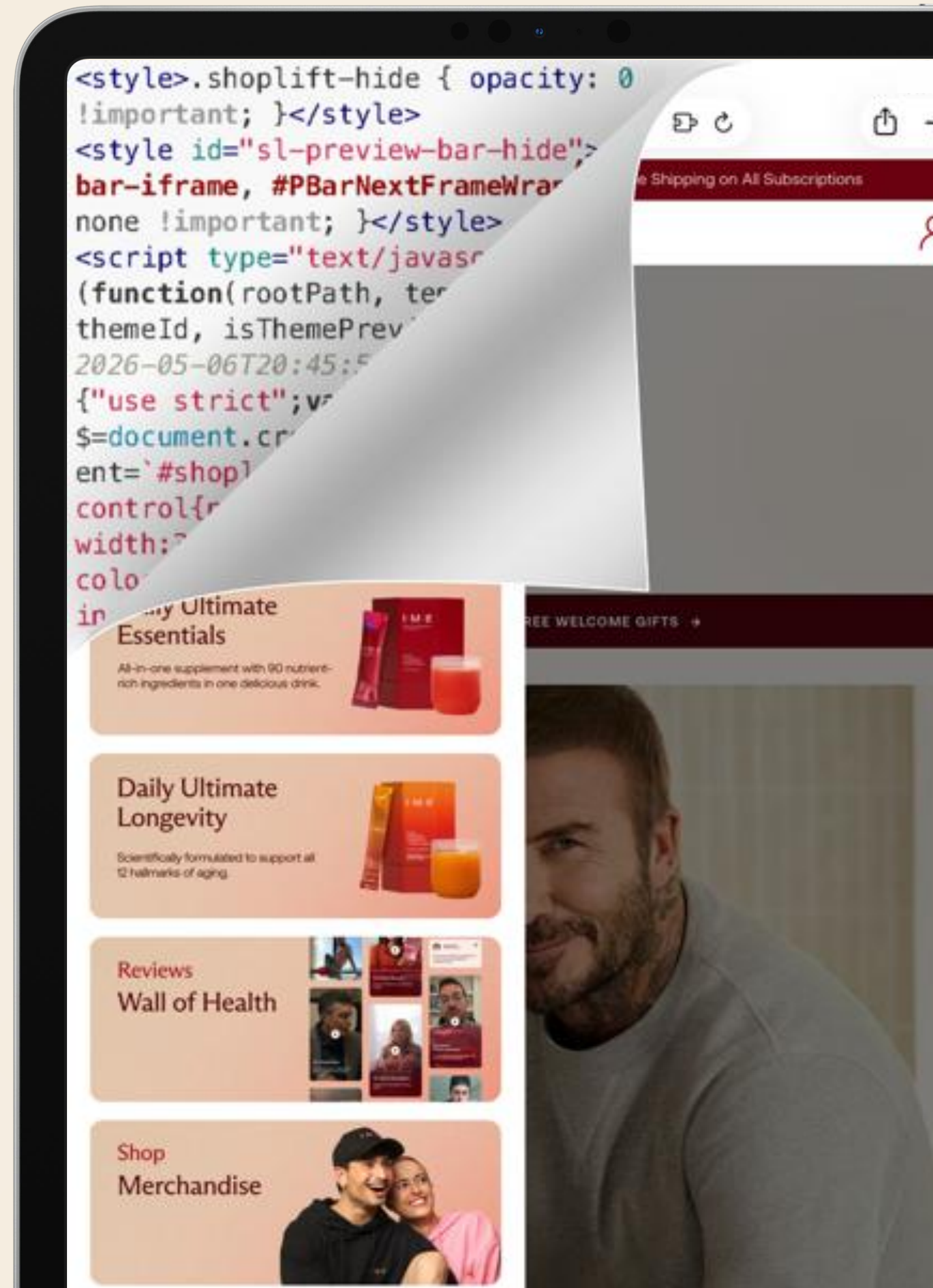
Diversifying advertising spend across 5 core platforms to reduce platform risk and reach new audiences efficiently

Intent & Evaluation

AI-powered personalization with 40+ unique landing pages and targeted funnel conversion

Sale & Retention

Dynamic content that adapts to customers throughout their lifecycle



AI-driven creative pipeline *out-tests, out-iterates, and out-learns* legacy *DTC* competitors

Chapter III

The *Financials*.



I·M·8[®] Became the *Engine*

Group Consolidated & IM8 segment

Metric, US\$M	Q1 2025	Q4 2025	Q1 2026	YOY Change
<u>Group Consolidated</u>				
Total Revenue	\$8.3 ¹	\$36.6	\$36.0	+147%
Gross Profit	\$5.6	\$21.7	\$23.3	+296%
Gross Margin	67.8%	59.5%	64.8%	(300) bps
Adj EBITDA	(\$4.5)	(\$2.3)	(\$5.6)	-
<u>IM8 Segment</u>				
Revenue	\$5.7	\$27.4	\$33.8	+493%
Gross Profit	\$3.4	\$16.6	\$21.7	+648%
Gross Margin	59.6%	60.3%	64.3%	+1,430 bps

Note: 1. Q1 2025 results have been restated to exclude Europa, which has been divested as at Q1 2026.

A Pure-Play *Consumer Health Business*

Three divestures. \$116M redeployed.



Prenetics is now a focused **IM8 + CircleDNA** business with a clean P&L, eliminated cash burn from non-core assets, and a fortified balance sheet.

Fully-funded. *Zero debt.*

Cash balances	\$91.3M
Current financial assets at FVTPL	\$50.0M
ACT & Insighta transaction escrow	\$6.1M
Total	\$147.4M

Debt

\$0

Fully equity-funded. No interest burden.

Share Repurchase Program

\$40M (\$21M remaining¹)

Authorized in Q1 2026.
Additionally, Management invested \$2.75M in personal capital.

Note: Estimated numbers as of May 13, 2026. Subsequent to the reporting period, the Company liquidated its bitcoin holdings in full, generating gross cash proceeds of approximately \$41.3 million, which have been received by the Company as of the date of this presentation. Current financial assets at FVTPL represents investment in investments funds, valued at latest available valuation.

¹ From program launch on March 6, 2026 through May 13, 2026, the Company has repurchased 968,349 of its Class A Ordinary Shares in open-market transactions for a total purchase price of approximately \$19 million.

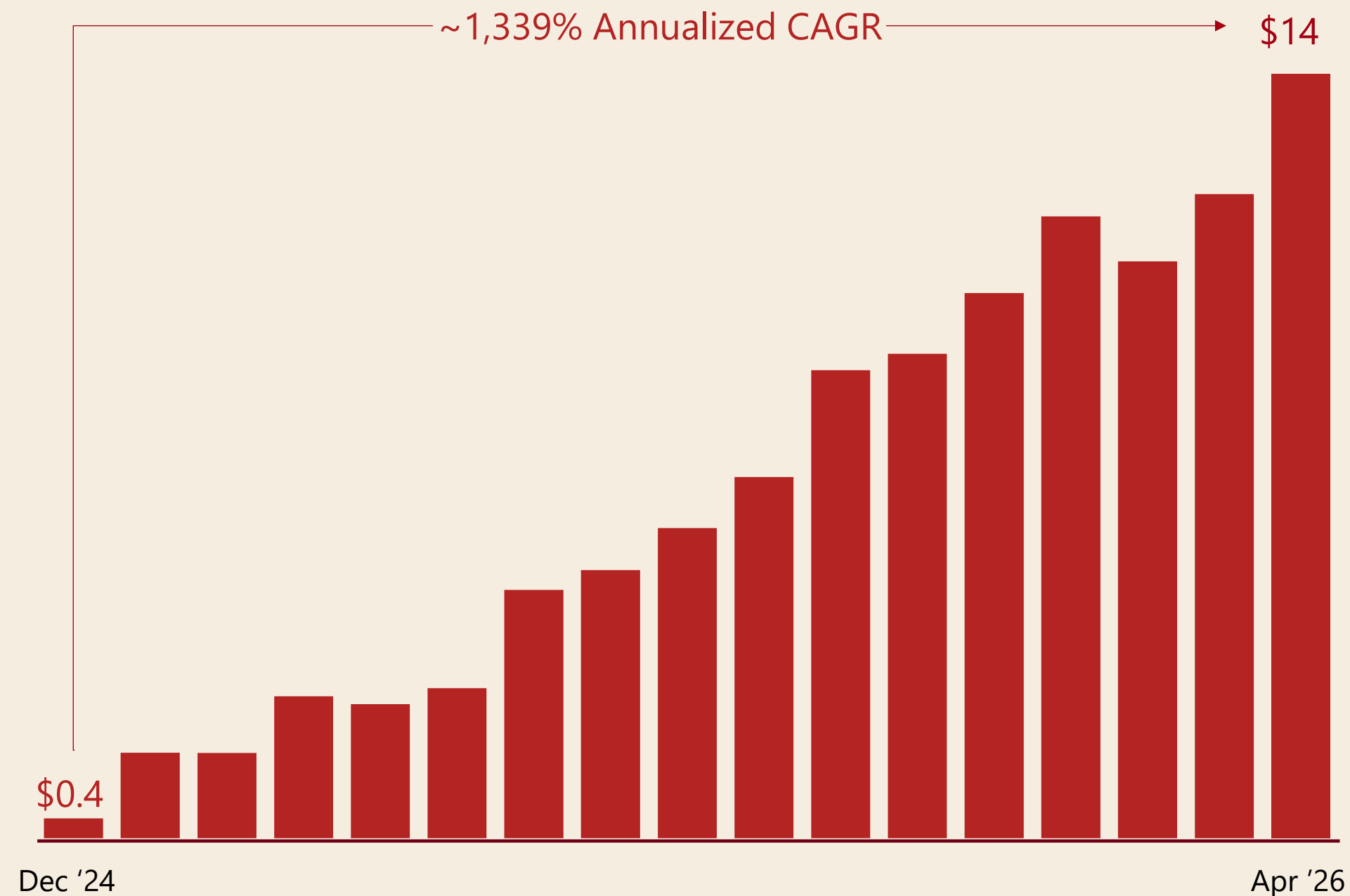
Chapter IV

The Cohort Economics .



Strong *Monthly Revenue Growth Since Inception* Driven by a Subscription-First DTC Engine

IM8 MONTHLY REVENUE (\$M)



~79%

New Customer Subscription

~\$240

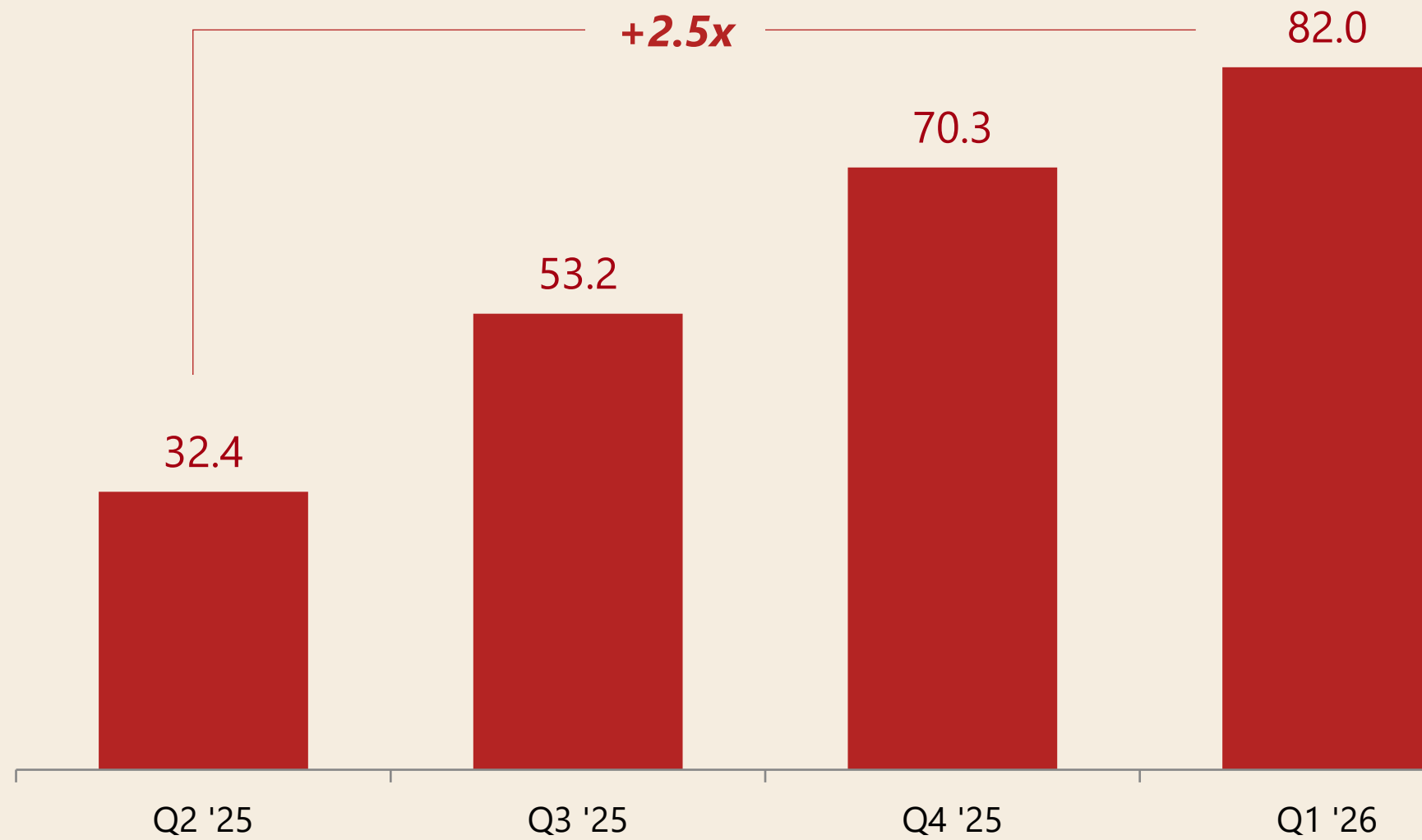
New Customer AOV

+3x

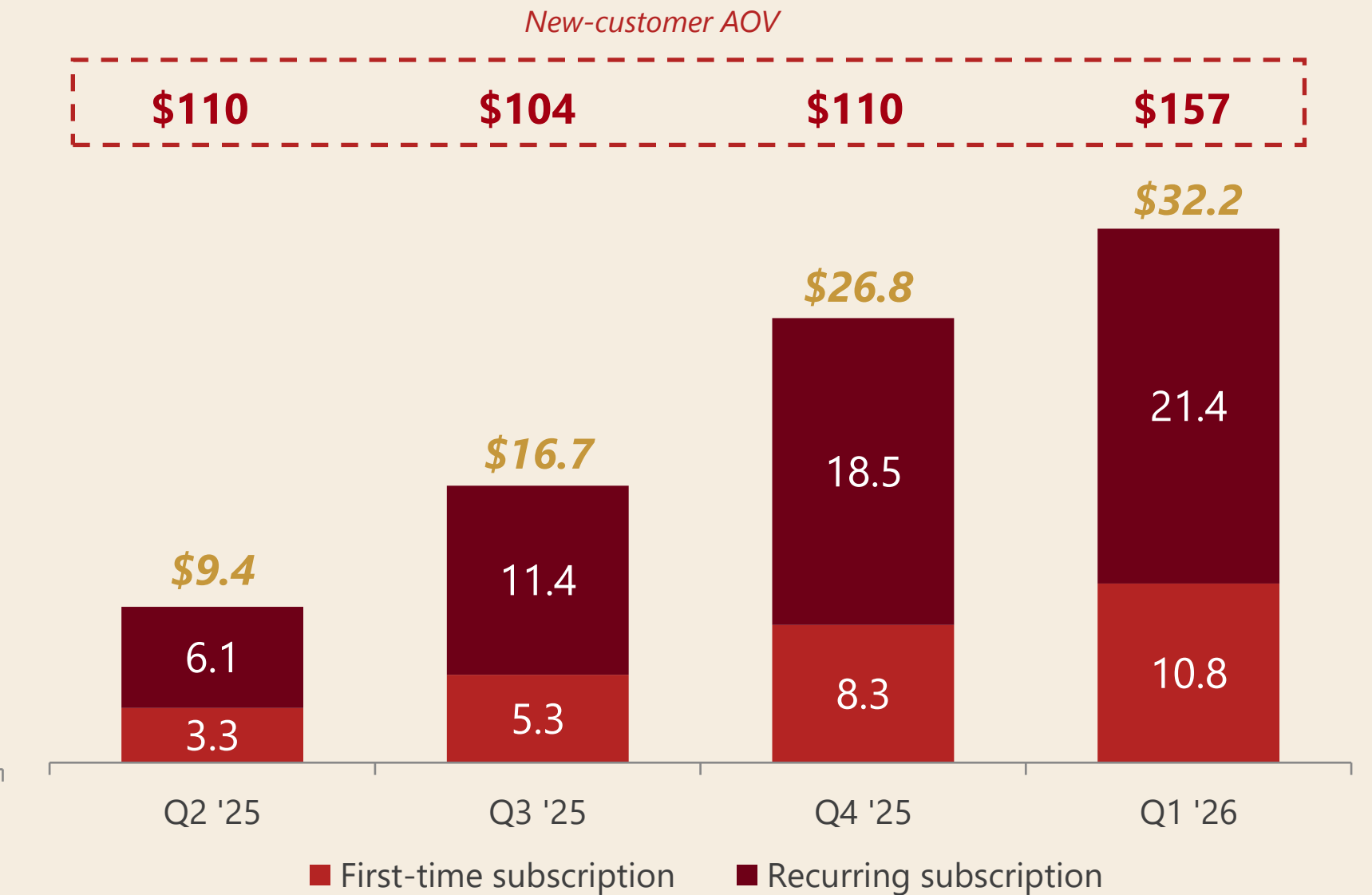
Projected LTV-to-CAC over a 24 Month Period

Subscriptions *Scaling Efficiently with rising AOV*

ACTIVE SUBSCRIBERS (EOQ, in thousands)



SUBSCRIPTION REVENUE (\$M)

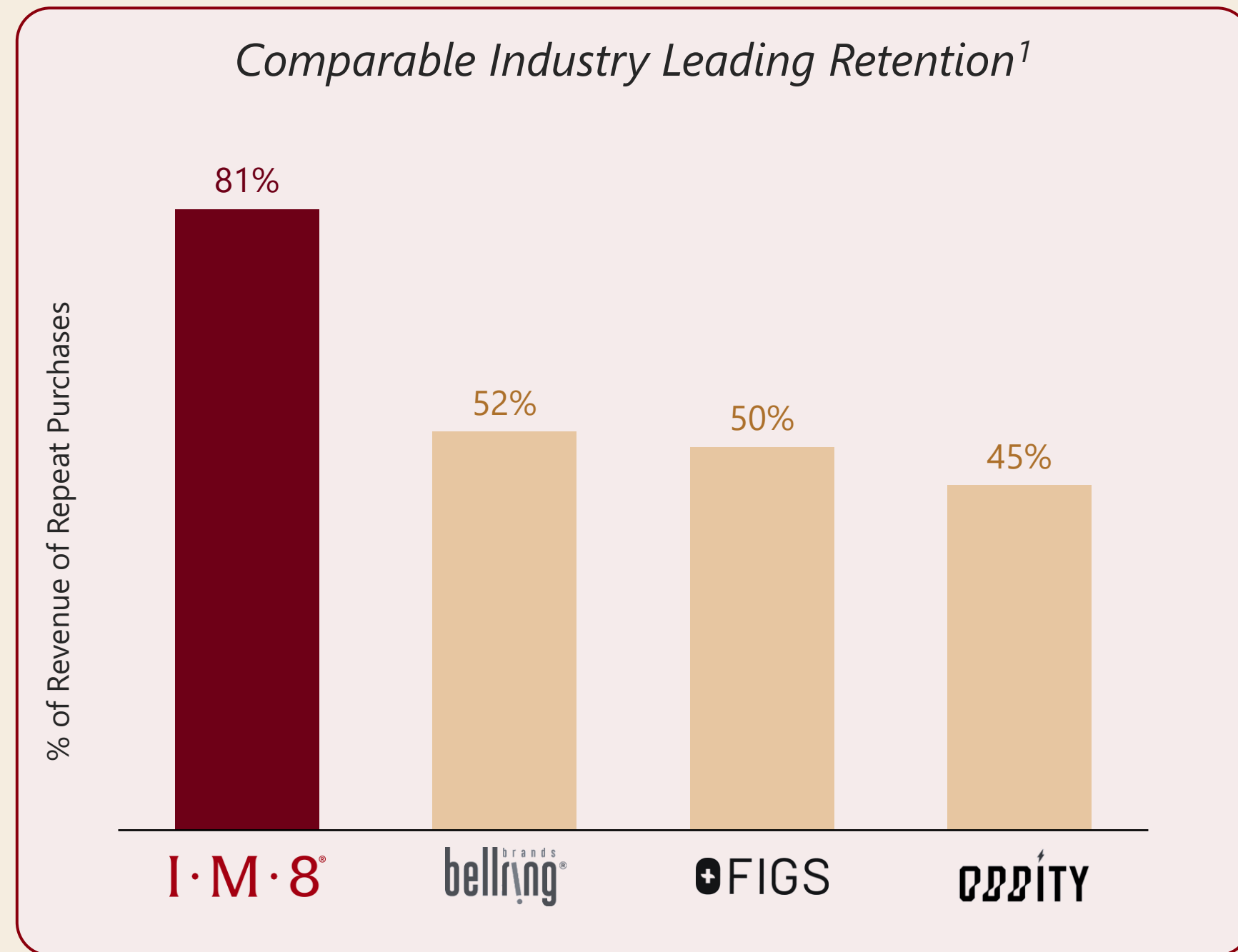


82K+ active subscribers | **93%** of revenue from subscriptions in Q1 '26 | **\$240** new-customer AOV in Q1 '26 (up from \$111¹)

Source: IM8 Management
 Note: Active subscribers = end-of-period customers with active Shopify DTC subscription; excludes Amazon, wholesale, paused and dunning states. 1. Average of NC-AOV for Q2-Q4 2025.

IM8's 81% sits well above the public DTC peer set

Public DTC peers measure retention differently. The chart below pulls disclosed mature cohort repeat-revenue or repeat-customer metrics on the strictest comparable basis.



THE REMAINING LANDSCAPE — HOW OTHERS DISCLOSE LOYALTY

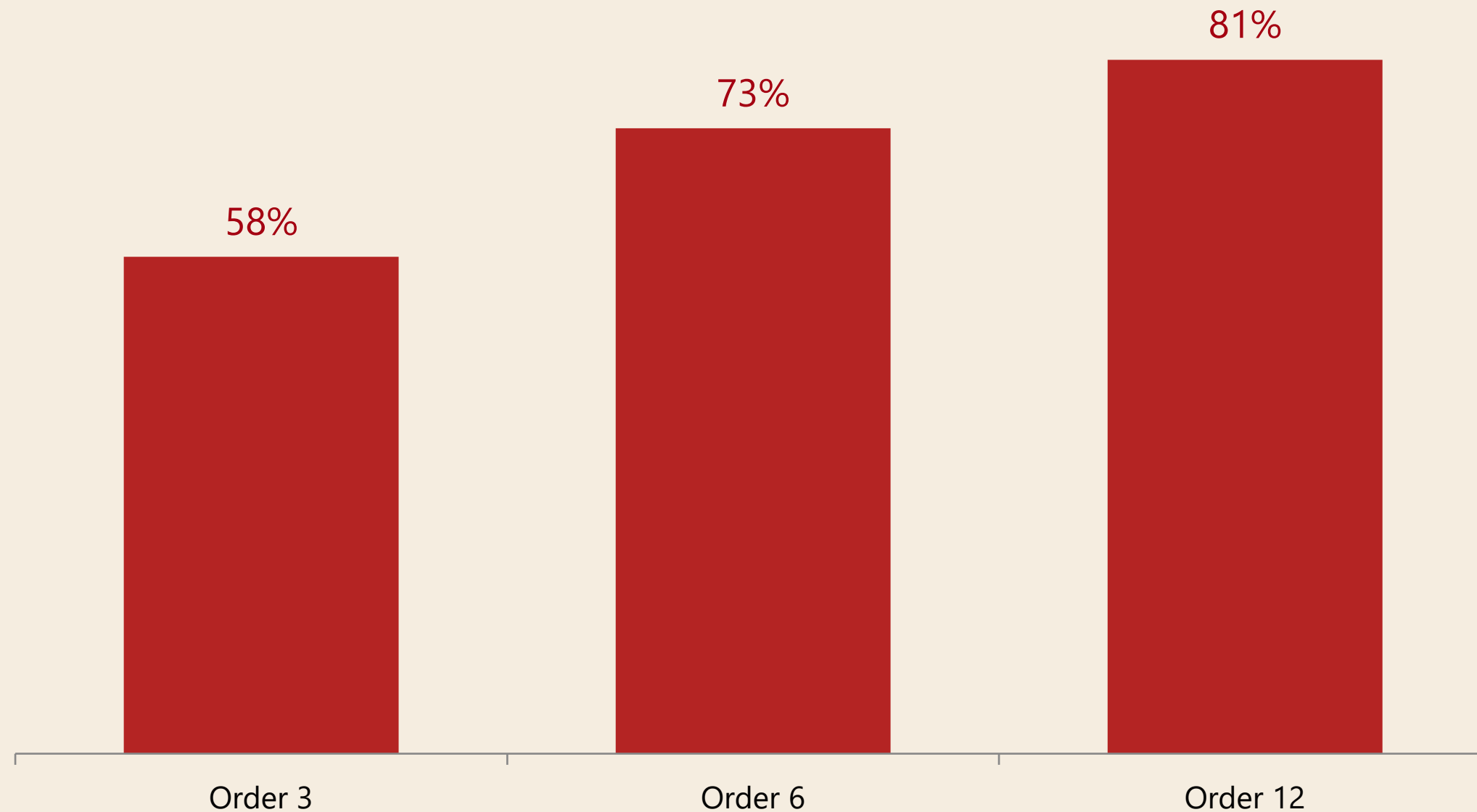
Hims & Hers	Subs retained 2yr+	85%
e.l.f. Beauty	Loyalty share of DTC	~80%
Warby Parker	Sales retention 12 / 24 / 48mo	25/50/100%
AG1	No public disclosure	--

Source: IM8 Cohort Data Study, Oddity S-1 (2022), BellRing FY2025 supplemental presentation, FIGS S-1 / 2020 cohort disclosure, Hims & Hers shareholder letters, e.l.f. Beauty FY2024.
 1 Bar chart limited to disclosed repeat-revenue or repeat-customer metrics on year-1 cohorts only. IM8 figure computed on Shopify DTC subscription cohorts (Dec 2024 – Mar 2025)
 2 Existing customer base represents customers in their second or later month of activity. New customers represents those in their first calendar month. Figures exclude Amazon channel revenue

Repeat Revenue is *81% of Total* by Order 12.

Across mature monthly cohorts, 81% of Cumulative 12th order revenue comes from orders placed after the customer's first purchase.

Repeat Revenue as % of Total Order 12 Revenue



81%

Net Repeat Revenue ("NRR") as % of Total 12th Order Revenue

130,000+

Total customers in monthly cohorts to date¹

\$571

Cumulative revenue per customer after 12 months

0 → ~50%

October 2025 → April 2026 Quarterly Revenue Mix

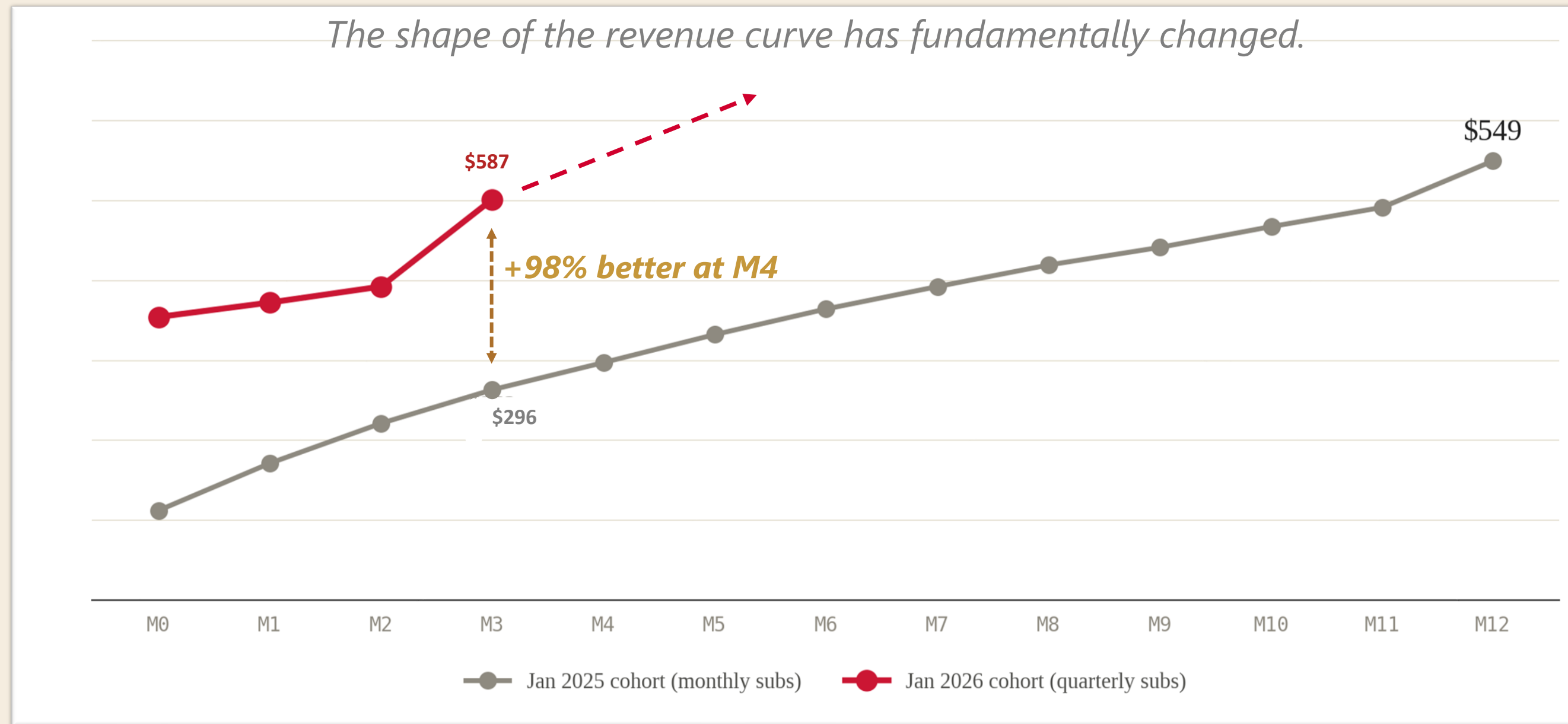
Source: IM8 internal billings.

Note: NRR defined as % of cohort cumulative revenue from orders placed after the customer's first purchase. Computed on Shopify DTC subscription cohorts (Dec 2024 – Mar 2025; n=4 cohorts, ~25k customers). Amazon excluded — customer linkage not visible in billing data.

1. As of Mar 2026, IM8 Management data

4 orders of Jan 2026 = 12 orders of Jan 2025

The Jan 2026 quarterly cohort generated \$587 in cumulative revenue per customer by 1st repeat order, surpassing what the Jan 2025 cohort took 12 orders to generate (\$549) and 98% better than first 4 orders of Jan 2025 cohort.



\$549

Jan 2025 first 12 Month LTR

\$587

Jan 2026 first 4 Month LTR

+98% vs 4 Month LTR of Jan 2025

3x

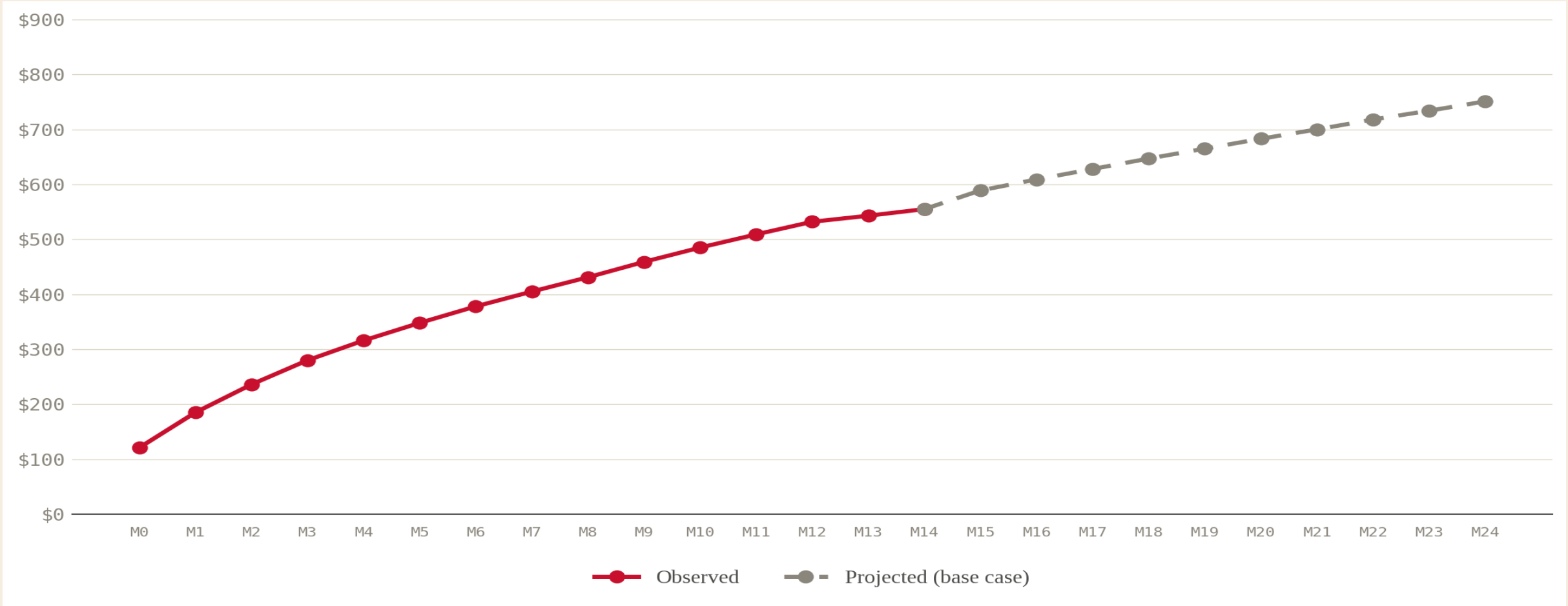
Faster cash collection per customer

Source: IM8 management, based on cohort behavior as of April 2026.

Note: Jan 2025 cohort: ~7k customers, all monthly subscribers (no quarterly product offered at the time). Jan 2026 quarterly cohort: ~6k customers. Comparison reflects strategic shift to quarterly subscription model not available in Jan 2025; on a like-for-like Q3 basis, Jan 2025 cohort tracked \$296 vs. Jan 2026 quarterly at \$587 (+98%). Both figures gross revenue per customer; LTR figures un-projected.

Current cohorts tracking to 12 Month LTR of **\$900-1,100**, well ahead of 12 Month LTR of **\$571** on mature cohorts

Mature cohort M12 LTR of \$571 represents customers acquired Dec 2024 – Mar 2025, before the quarterly subscription transition. Current cohorts (Q1 2026 onwards, with quarterly mix) are tracking on a meaningfully higher trajectory.



\$571

Mature Cohorts' Baseline Month 12 LTR

\$900-1,100

Implied Month 12 LTR for Jan 2026 cohort
Extrapolating observed Month 4 trajectory

\$750

Mature Cohorts' Baseline Month 24 LTR

\$1,016

Mature Cohorts' Baseline Month 24 LTR
Plus New Product Launches

Note LTR (Lifetime Revenue) defined as cumulative gross revenue per customer. Projection method: $y = 130.5 \times (t+1)^{0.544}$, fit on observed M0-M14. Base case excludes new SKU launches and assumes no further AOV growth or quarterly mix shift beyond what is observed today. Historical observed values not adjusted for refunds. **33**

New SKUs add **\$178–\$378** of incremental Y2 LTR.

Modeled M24 LTR uplift at illustrative attach rates against the existing customer base. Pricing projected and subject to change.

ATTACH RATE ASSUMPTIONS · % OF BASE × MONTHLY \$ ADDED

SKU	CONSERVATIVE	BASE	BULL
Hydration · \$40/mo	20% × \$40	30% × \$40	40% × \$40
Creatine · \$30/mo	12% × \$30	18% × \$30	25% × \$30
Kids gummies · \$40/mo	8% × \$40	12% × \$40	20% × \$40
MONTHLY ADD	\$14.80	\$22.20	\$31.50
12-MO UPLIFT	+\$178	+\$266	+\$378

Source: IM8 Management

Note: Pricing: Hydration \$40/mo, Creatine \$30/mo, Kids gummies \$40/mo — projected and subject to change. Attach rates illustrative; benchmarked against AG1 SKU expansions, Liquid IV cross-flavor attach (~30%), and DTC supplement category averages. Per-customer monthly \$ figures net of any subscription discount. Assumes new SKUs launch Q4 2026; uplift modeled over the subsequent 12 months. Excludes potential cannibalization of existing AOV. Forward-looking statements; actual results may differ materially.

Chapter V

The *Vision.*



Significant *Whitespace* Ahead

Modest Capture of the \$200B+ Global Dietary Supplements Market Implies a \$1bn+ Brand

\$200M Rev.
Global Supplements
Market Share:
0.1%

\$1B Revenue
Global Supplements
Market Share:
0.5%

Additional
Subscription
Frequencies

Diversify
Marketing
Spend

New
Products and
Categories

Geographic
Penetration
(Existing + New
Markets)

Broaden
Distribution

Long-Term
Vision

2026E



Source: Grand View Research, IM8 Management
Note: Market Share represents IM8 2026 ARR and \$1B Long-Term Revenue Vision as a percentage of 2025 \$209B Global Dietary Supplements Market

Multiple Levers for Incremental Growth: *New Products and Categories*

Planned Near-Term Expansion into Large and Growing Adjacent Categories ...

Category	Size	Growth	I·M·8 [®] Innovation
 Hydration	\$37B	+8%	I·M·8 [®] <i>Hydration Pro</i>
 Creatine	\$1.3B	+26%	I·M·8 [®] <i>Creatine + Focus</i>
 Kids	\$4B	+8%	I·M·8 [®] <i>Kids</i>

... with Numerous Areas for Further Long-Term Expansion

Category	Size	Growth
 Men's Health	\$75B	+10%
 Women's Health	\$57B	+5%
 Menopause	\$18B	+5%
 Sports Performance	\$189B	+8%

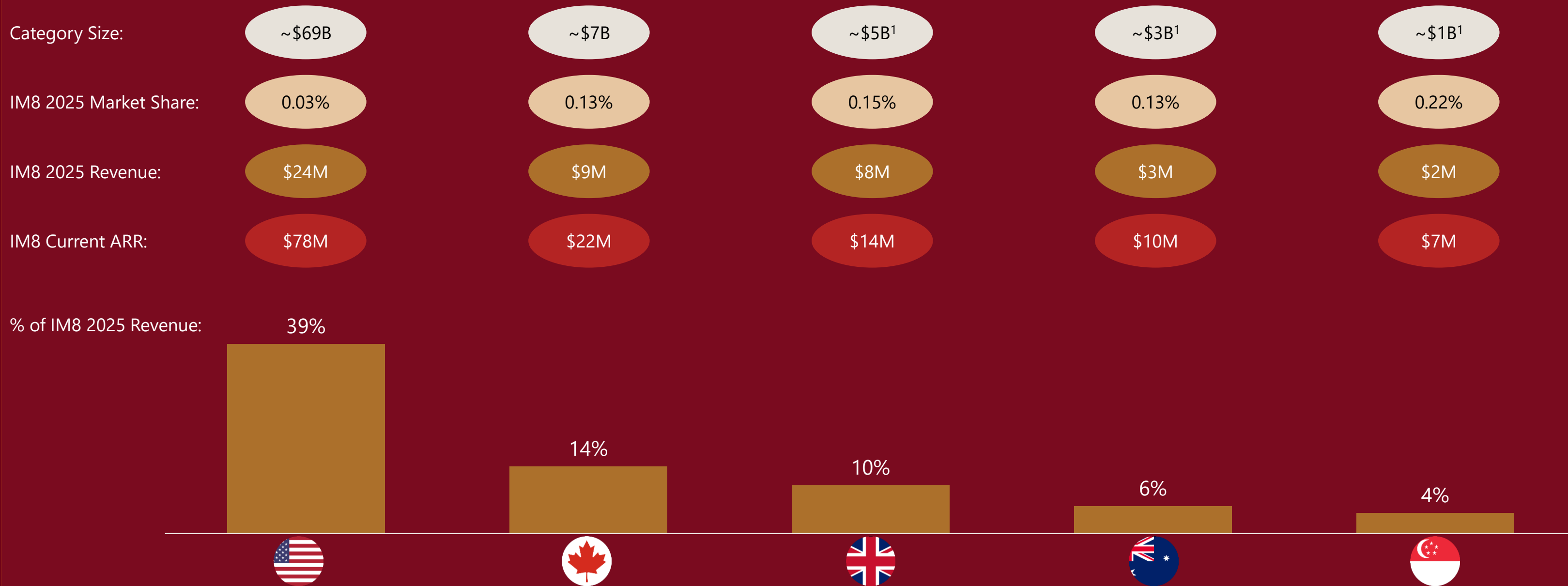
I·M·8[®]'s innovation pipeline is built to capture growth across large, growing addressable markets

Source: Grand View Research

Note: Size represents 2025 global market size for Creatine and Kids; 2024 global market size for Hydration, Men's Health Supplements, Women's Health & Beauty Supplements, and Menopause; 2024 global market size for Sports Performance
Growth represents 2025 – 2033 global market size CAGR for Creatine and Kids; 2024 – 2033 global market size CAGR for Hydration; 2025 – 2030 global market size CAGR for Men's Health Supplements, Women's Health & Beauty Supplements, and Menopause; 2024 – 2030 global market size CAGR for Prenatal Vitamins & Supplements

Multiple Levers for Incremental Growth: *Deepen Penetration in Existing Geographies*

(Metrics by country)



43+ country distribution platform with significant runway to deepen penetration in large and growing markets

Source: Grand View Research and Management Estimates
1 Management Estimate as not disclosed in the Grand View Research report

IM8 has a Structural Right to Win in China

- ✓ David Beckham's outsized brand equity provides built-in trust at the consumer level
- ✓ Prenetics has deep regional operating experience and existing Asia distribution relationships
- ✓ No entrenched competitor or threat to replicate IM8's premium product & brand combination
- ✓ US manufacturing quality meets Chinese desire for imported quality & safety tested nutrition products

Source: Grand View Research

The Single Largest Market to Unlock



\$50B

China Supplements Market

0%

Current IM8 Penetration

1.4B

Health-Conscious Consumers

I·M·8[®]

Six Reinforcing Advantages

Science Moat with Clinical Efficacy

Athlete Equity Alignment with Authentic Use

AI System Across the Organization

Digital Performance Marketing Flywheel

Operator-Founder with Public-Company Track Record

Strong Growth Algorithm with Further Whitespace

With *clinically-backed* products, a true *brand ecosystem*, and a scalable model underpinned by a *high-velocity DTC engine*, IM8 is positioned to capture share in one of the *fastest-growing* consumer categories globally

Disclaimer

This presentation has been prepared by Prenetics Global Limited (“Prenetics” or the “Company”) and is provided for informational purposes only in connection with the Company’s discussion of its Q1 2026 results. This presentation should be considered together with, and not in isolation from, the Company’s press release dated May 14, 2026 announcing its Q1 2026 results (the “Press Release”), as well as the definitions, disclaimers and footnotes set forth therein. This presentation does not constitute an offer to sell or a solicitation of an offer to buy any securities of the Company, nor shall any securities be offered or sold in any jurisdiction in which such offer, solicitation, or sale would be unlawful. Certain operational data, customer metrics, market data, and industry information contained in this presentation are derived from the Company’s internal data, internal estimates, and management’s understanding of the markets in which the Company operates. While the Company believes such information to be reliable, it has not been independently verified by any third party, and no representation or warranty, express or implied, is made as to the accuracy, completeness, fairness, or reasonableness of any such information. Operational data is unaudited and may differ from data presented in the Company’s reports filed or furnished with the U.S. Securities and Exchange Commission. Industry, market, and competitive position data presented herein are based on publicly available information, industry publications, and third-party sources that the Company believes to be reliable but has not independently verified. In addition, the foregoing information may involve estimates, assumptions and other risks and uncertainties, and are subject to change based on various factors. Accordingly, you should not place undue reliance on such information.

Preliminary Unaudited Results

The financial results presented herein are preliminary and unaudited. The audit of the Company’s consolidated financial statements for the year ended December 31, 2026 has not been completed and the Company’s independent registered public accounting firm has not audited, reviewed or performed any procedures with respect to these preliminary results. The Company’s audited consolidated financial statements will be included in its Annual Report on Form 20-F to be filed with the U.S. Securities and Exchange Commission, and these preliminary results should not be considered a substitute for the audited financial statements included in the Form 20-F. Accordingly, investors are cautioned not to place undue reliance on the preliminary results.

Forward-Looking Statements

This presentation contains forward-looking statements. These statements are made under the “safe harbor” provisions of the U.S. Private Securities Litigation Reform Act of 1995. Statements that are not historical facts, including statements about the Company’s goals, targets, projections, outlooks, beliefs, expectations, strategy, plans, objectives of management for future operations of the Company, and growth opportunities are forward-looking statements. Our guidance reflects management’s current estimates and assumptions as of the date of this presentation, is subject to significant risks and uncertainties, and is not a guarantee of future performance. Actual results may differ materially. In some cases, forward-looking statements can be identified by words or phrases such as “may,” “will,” “expect,” “anticipate,” “target,” “aim,” “estimate,” “intend,” “plan,” “believe,” “potential,” “continue,” “is/are likely to,” “guidance,” “outlook,” “forecast,” or other similar expressions. Forward-looking statements are based upon estimates and forecasts and reflect the views, assumptions, expectations, and opinions of the Company, which involve inherent risks and uncertainties, and therefore they should not be relied upon as being necessarily indicative of future results. A number of factors could cause actual results to differ materially from those contained in any forward-looking statement, including but not limited to: the Company may not be able to maintain and enhance its IM8 business and brand if it suffers negative publicity or fails to maintain a strong base of engaged customers and content creators, or otherwise fails to meet customers’ expectations; the Company’s ability to further develop and grow its business, including new products and services; and its ability to identify and execute on M&A opportunities. In addition to the foregoing factors, you should also carefully consider the other risks and uncertainties described in the “Risk Factors” section of the Company’s most recent registration statement and the prospectus therein, and the other documents filed by the Company from time to time with the U.S. Securities and Exchange Commission. Unless otherwise specified, all information provided in this presentation is as of the date of this presentation, and the Company does not undertake any duty to update such information, except as required under applicable law.

Basis of Presentation

Figures for prior periods have been re-presented in accordance with IFRS 5 Non-current Assets Held for Sale and Discontinued Operations (“IFRS 5”). In June 2025, the Group determined that ACT Genomics Holdings Company Limited (“ACT Genomics”) met the criteria to be classified as held for sale and a discontinued operation, following the signing of a definitive sale and purchase agreement with Delta Electronics, Inc. The divestment of ACT Genomics was completed on October 1, 2025, and its results have been excluded from the Group’s continuing operations thereafter. The Group also completed the divestiture of substantially all of the assets of its Europa business in January 2026. Accordingly, Europa’s results are included in the Group’s financial results only up to the date of completion of the divestiture and are excluded from the Group’s continuing operations thereafter. In accordance with IFRS 5, the results of discontinued operations are presented separately from the Group’s continuing operations (comprising IM8 and CircleDNA) in the unaudited consolidated statements of profit or loss and other comprehensive income, and comparative figures for those statements have been re-presented accordingly. The unaudited consolidated statements of financial position have not been retrospectively reclassified.

Unaudited Non-IFRS Financial Measures

To supplement the Company’s consolidated financial statements prepared in accordance with IFRS Accounting Standards, the Company is providing the following non-IFRS measures: EBITDA and adjusted EBITDA. These non-IFRS financial measures are not based on any standardized methodology prescribed by IFRS Accounting Standards and are not necessarily comparable to similarly-titled measures presented by other companies. Management believes these non-IFRS financial measures are useful to investors in evaluating the Company’s ongoing operating results and trends. Management is excluding from some or all of its non-IFRS results (1) depreciation and amortization, (2) interest income, (3) other finance costs, (4) income tax expense, (5) equity-settled share-based payment expenses, (6) non-recurring expenses related to acquisition, disposal and fundraising, (7) strategic realignment and discontinued products impact, (8) exchange gain or loss, net, (9) fair value loss on financial assets at fair value through profit or loss, (10) fair value loss/(gain) on warrant liabilities, (11) unrealized fair value loss on digital asset, (12) share of loss of equity-accounted investees, net of tax, (13) gain on disposal of an equity-accounted investee, and (14) profit from discontinued operations, net of tax. These adjustments are made for items that may not be indicative of our business, results of operations, or outlook, including but not limited to non-cash and/or non-recurring items. These non-IFRS financial measures are limited in value because they exclude certain items that may have a material impact on the reported financial results. Management accounts for this limitation by analyzing results on an IFRS Accounting Standards basis as well as a non-IFRS basis, and also by providing IFRS Accounting Standards measures in the Company’s public disclosures. Investors are encouraged to review the breakdown provided in the non-IFRS reconciliation set forth in the below table captioned “Reconciliation of loss for the period under IFRS Accounting Standards and adjusted EBITDA (Non-IFRS)” set forth at the end of the Press Release.